


# Blitz



**Recommended year group:** Year 6

**Theme focus:** History

**Suggested term:** Spring

## Theme introduction:

Blitz is a history-focused theme on World War II. In this theme, pupils will learn about the causes that led up to the war and the chronology of the main events of World War II. They will then explore the impacts of World War II in more detail as they learn about a series of topics, including rationing, evacuation, propaganda, the home front and the Blitz. They will also complete some Blitz-inspired artwork and design their own World War II celebration cake in design and technology.

### Driving question:

How did the British people show resilience in wartime Britain?

### Suggested read into writing unit:

None

### Suggested switched on science unit:

Year 6: Healthy bodies

### Suggested switched on computing unit:

We are toy makers

### Linked reading texts:

*Goodnight Mr Tom* (Michelle Magorian)  
*The Arrival* (Shaun Tan)  
*The Diary of a Young Girl* (Anne Frank)

### Writing outcomes:


Recounts: Letter writing / diary entries  
Story with a historical setting

## Curriculum coverage

**Art** – Colour

**History** – Chronology, historical enquiry and sources, cause and consequences

**Design and technology** – Design criteria, make: food preparation and cooking



## Excite:

Evacuee experience!

Children to dress in role as 1930s children. Line up on the playground and be picked by a host family.

Receive a secret envelope that contains details of their new home and their host family. Explore feelings in role.

Alternatively, suitcase to appear in class full of mystery items linked to World War II.

## Explore:

Explore 1: Breaking news: world at war

Explore 2: World War II timeline

Explore 3: The Blitz

Explore 4: Cities ablaze artwork

Explore 5: Surviving the Blitz

Explore 6: Home life

Explore 7: How to cope in a food crisis

Explore 8: Rationing recipes

Explore 9: Propaganda

Explore 10: The home front

Explore 11: Evacuee

Explore 12: Anne Frank and human rights


Explore 13: War is over!

## Theme essential vocabulary:

air raid, Allied powers, Chancellor, conflicting emotions, evacuation, Holocaust, invade, occupy, propaganda, rationing, surrender, wireless.

## Theme essential knowledge/concepts:

1. World War II started in September 1939 and finished in 1945.
2. Neville Chamberlain declared war on Germany in 1939.
3. Winston Churchill became prime minister after Neville Chamberlain in 1940.
4. The main countries involved in World War II were Germany, Italy, Japan, France, the USSR, the USA, Poland, China and Great Britain.
5. The Blitz on UK cities such as London by the Germans took place between September 1940 and May 1941.
6. Sources such as propaganda posters have different purposes and may be biased.
7. The war effort was supported by the British at home with initiatives such as 'make do and mend' and 'dig for victory'.
8. Rationing was when each household only had a certain amount of food, clothes and fuel, as nothing could be imported into Britain. It was introduced in 1940.
9. Anne Frank was born in 1929 and died in Bergen-Belson concentration camp in 1945.
10. The word 'holocaust' means to kill on a large scale.
11. During World War II, millions of children were evacuated from the city to the countryside where it was safe from bombing during air raids.
12. Germany surrendered on 8th May 1945. This is now known as VE Day (Victory in Europe Day).



## Excel:

The key assessment outcomes of this unit are:

- Explore 2: Timeline to order the main events of World War II in chronological order
- Explore 4: Pastel and paper silhouette artwork inspired by the Blitz
- Explore 5: Double-page spread to explain how Britain responded to the Blitz attacks
- Explore 10: Pamphlet to explain the efforts at home on the home front
- Explore 11: Pupils write a diary entry and letter in role as an evacuee

## Exhibit:

- Pupils work together to open a World War II living museum. They use their research throughout the theme to present information at the museum and appear in role as characters from the 1940s to share information and answer questions.
- Invite parents and other year groups from the school to visit the museum.

## Possible wider experiences:

- Visit a local museum or attraction to find out more about World War II.
- Explore and handle artefacts from World War II.

## Flipped learning opportunities:

1. Conduct research to find out more about the key events of World War II.
2. Research Adolf Hitler and his significance to World War II.

## Family learning opportunity:

Make a 3D model of an Anderson Shelter or 1940s room.  
Research how the locality was impacted by World War II and any famous war heroes locally.

## Cultural awareness

### Key piece of music:

*We'll Meet Again* by Vera Lynn

### Key piece of art:

*The Blitz* by L S Lowry

### Key poem:

*The Evacuee* by Shirley Tomlinson